

Square Root of a Function

Graphing $y = f(x)$ and $y = \sqrt{f(x)}$

- To graph $y = \sqrt{f(x)}$, you can set up a table of values for the graph of $y = f(x)$. Then, take the square root of the elements in the range, while keeping the elements in the domain the same. The mapping of this transformation would be $(x, y) \rightarrow (x, \sqrt{y})$.
- When graphing $y = \sqrt{f(x)}$, pay attention to the invariant points, which are points that are the same for $y = f(x)$ as they are for $y = \sqrt{f(x)}$. The invariant points are $(x, 0)$ and $(x, 1)$ because when $f(x) = 0$, $\sqrt{f(x)} = 0$, and when $f(x) = 1$, $\sqrt{f(x)} = 1$.

Domain and Range of $y = \sqrt{f(x)}$

- The domain of $y = \sqrt{f(x)}$ is any value of x for which $f(x) \geq 0$ (since you cannot take the square root of a negative number).
- The range is the square root of any value in $y = f(x)$ for which $y = \sqrt{f(x)}$ is defined.

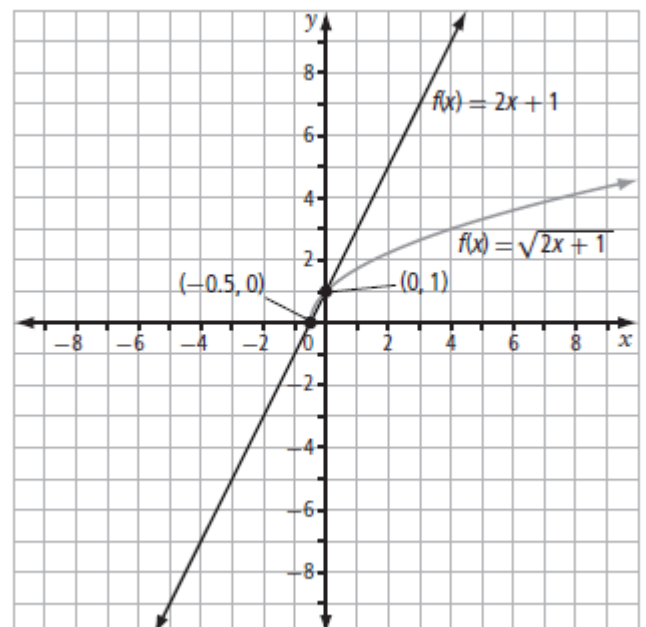
The Graph of $y = \sqrt{f(x)}$

Value of $f(x)$	$f(x) < 0$	$f(x) = 0$	$0 < f(x) < 1$	$f(x) = 1$	$f(x) > 1$
Location of $y = \sqrt{f(x)}$ relative to $y = f(x)$	The graph of $y = \sqrt{f(x)}$ is undefined .	The graphs of $y = \sqrt{f(x)}$ and $y = f(x)$ intersect on the x-axis.	The graph of $y = \sqrt{f(x)}$ is above the graph of $y = f(x)$.	The graphs of $y = \sqrt{f(x)}$ and $y = f(x)$ intersect .	The graph of $y = \sqrt{f(x)}$ is below the graph of $y = f(x)$.

Example 1: Compare Graphs of a Linear Function and the Square Root of the Function

Consider the graphs of $f(x) = 2x + 1$ and $f(x) = \sqrt{2x + 1}$ shown to the right. Note that the graph of $f(x) = \sqrt{2x + 1}$ is undefined for _____. The graphs of $f(x) = 2x + 1$ and $f(x) = \sqrt{2x + 1}$ intersect at _____ and at _____. The graph of $f(x) = \sqrt{2x + 1}$ is *above* the graph of $f(x) = 2x + 1$ for _____, and *below* the graph of $f(x) = 2x + 1$ for _____.

(Why?)



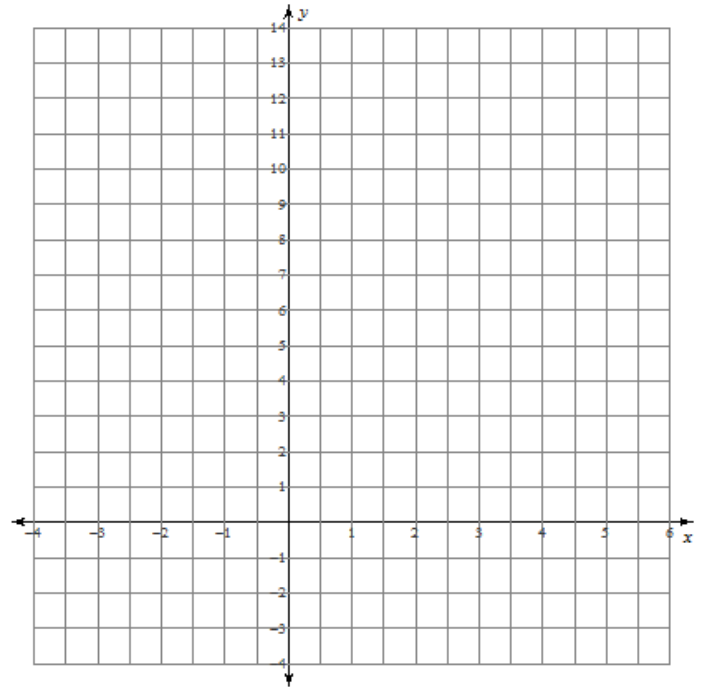
Example 2: Compare Graphs of a Linear Function and the Square Root of the Function

- a. Given $f(x) = 4x - 3$, graph the functions $y = f(x)$ and $y = \sqrt{f(x)}$.
 b. Compare the graphs.

Solution:

a.

x	$f(x) = 4x - 3$	$f(x) = \sqrt{4x - 3}$
0		
0.75		
0.77		
0.8		
1		
2		
3		
4		



b. **Comparison:**

The graphs of $f(x) = 4x - 3$ and $f(x) = \sqrt{4x - 3}$ intersect at _____ and at _____.
 These are referred to as _____ points.

The x-intercept of the graph of $f(x) = 4x - 3$ is also the x-intercept *and* the _____ point of the graph of the $f(x) = \sqrt{4x - 3}$.

The graph of $f(x) = \sqrt{4x - 3}$ is *above* the graph of $f(x) = 4x - 3$ for _____.

The graph of $f(x) = \sqrt{4x - 3}$ is *below* the graph of $f(x) = 4x - 3$ for _____.

Domain of $f(x) = 4x - 3$: _____

Range of $f(x) = 4x - 3$: _____

Domain of $f(x) = \sqrt{4x - 3}$: _____

Range of $f(x) = \sqrt{4x - 3}$: _____

Example 3: Graph the Square Root of a Function from the Graph of the Function and Explore the Domains and Ranges

For each of the following functions, $y = f(x)$, sketch the graph of $y = \sqrt{f(x)}$. Determine the domain and range of $y=f(x)$ and $y = \sqrt{f(x)}$.

a. $y = -x - 2$ and $y = \sqrt{-x - 2}$

b. $y = x^2 - 6x + 13$ and $y = \sqrt{x^2 - 6x + 13}$

c. $y = (x + 3)^2 - 4$ and $y = \sqrt{(x + 3)^2 - 4}$

d. $y = 9 - x^2$ and $y = \sqrt{9 - x^2}$

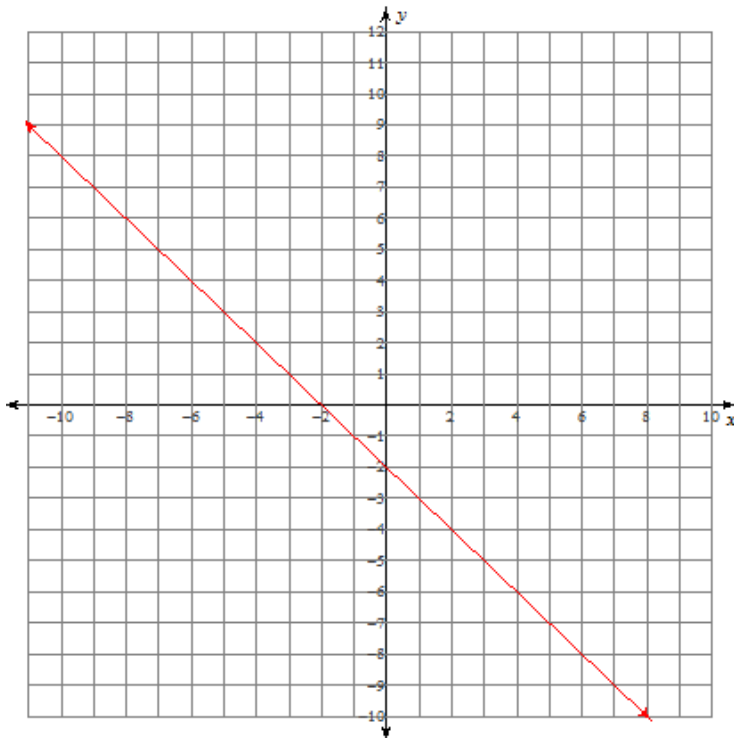
e. $y = -x^2 - 1$ and $y = \sqrt{-x^2 - 1}$

Solution:

On the same grid as the graph of $y = f(x)$:

- Plot the invariant points.
- Draw a smooth curve between the invariant points, and *above* the graph of $y = f(x)$.
- Plot a few other points. If possible, choose values of $f(x)$ which have simple square roots.

a. $y = -x - 2$ and $y = \sqrt{-x - 2}$



$$y = -x - 2:$$

Domain: _____

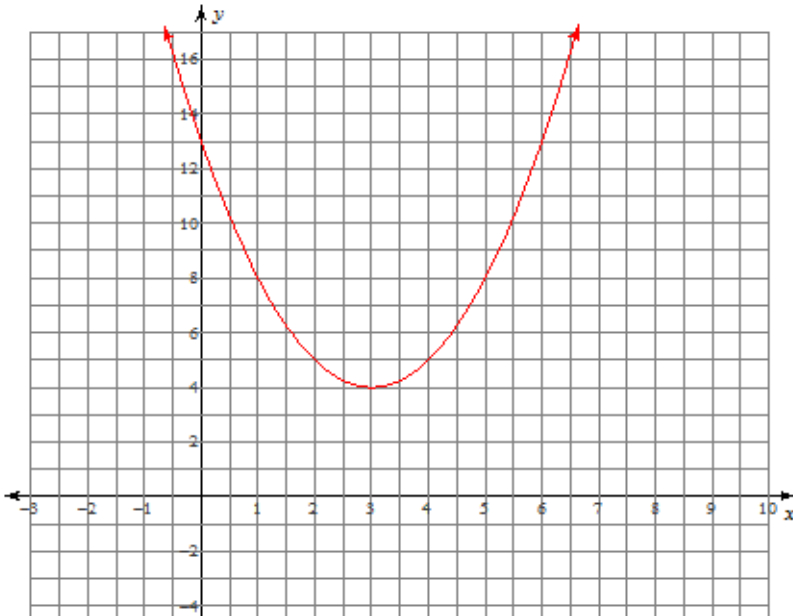
Range: _____

$$y = \sqrt{-x - 2}:$$

Domain: _____

Range: _____

b. $y = x^2 - 6x + 13$ and $y = \sqrt{x^2 - 6x + 13}$



$$y = x^2 - 6x + 13 :$$

Domain: _____

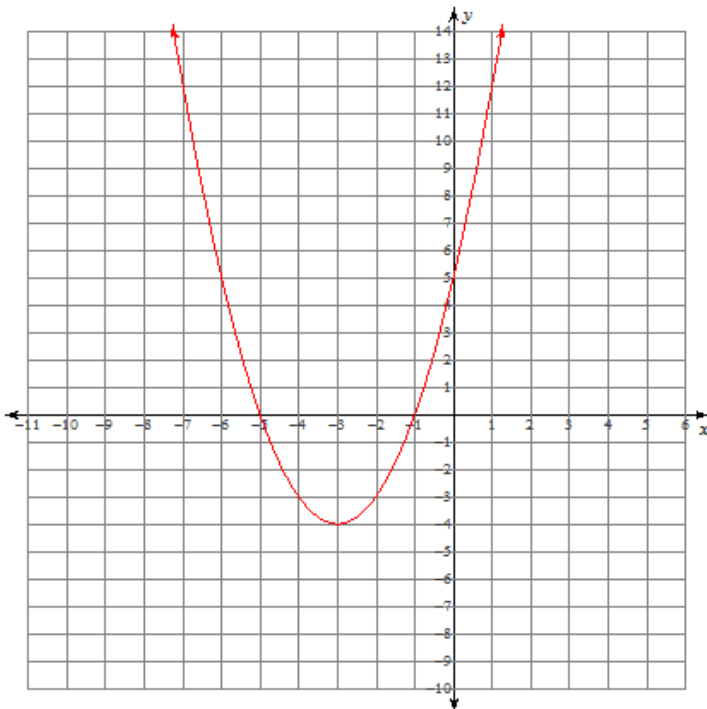
Range: _____

$$y = \sqrt{x^2 - 6x + 13} :$$

Domain: _____

Range: _____

c. $y = (x + 3)^2 - 4$ and $y = \sqrt{(x + 3)^2 - 4}$



$$y = (x + 3)^2 - 4 :$$

Domain: _____

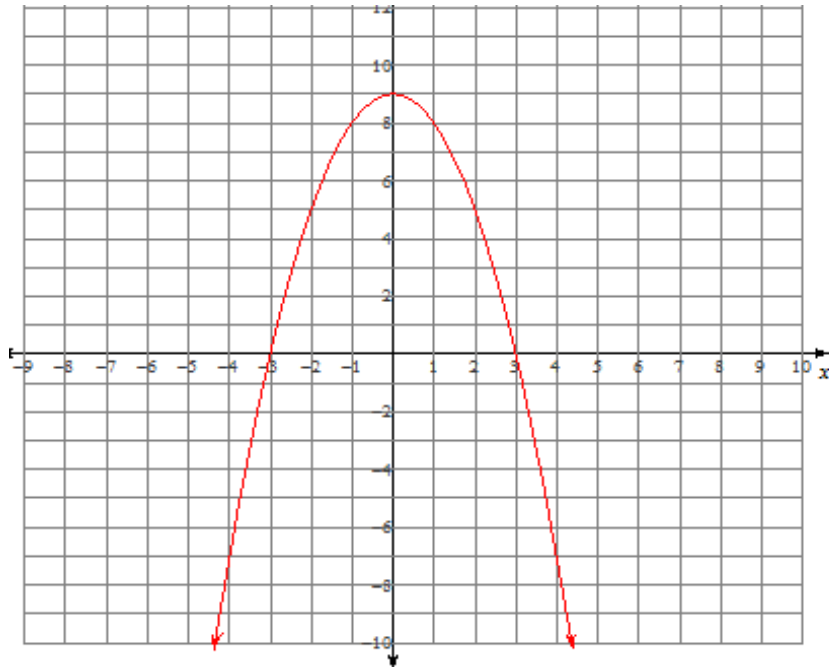
Range: _____

$$y = \sqrt{(x + 3)^2 - 4} :$$

Domain: _____

Range: _____

d. $y = 9 - x^2$ and $y = \sqrt{9 - x^2}$



$$y = 9 - x^2 :$$

Domain: _____

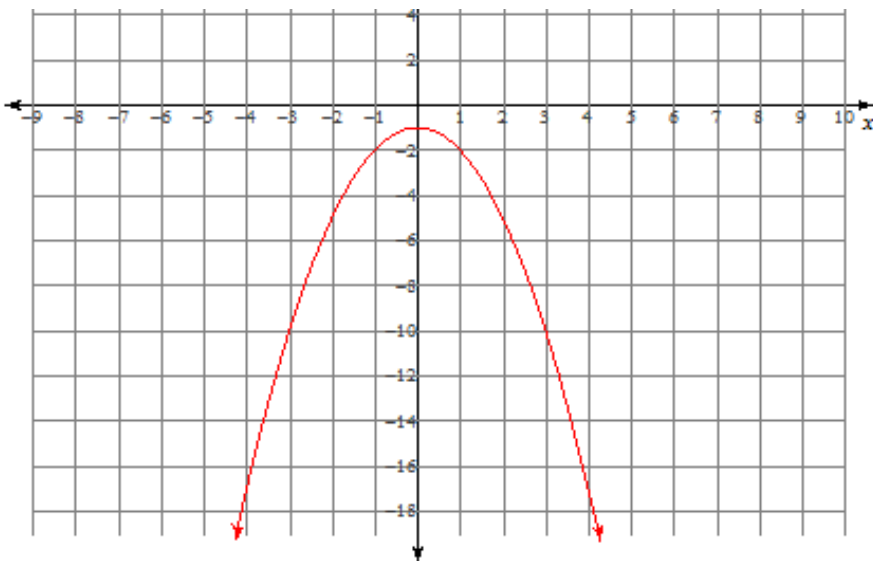
Range: _____

$$y = \sqrt{9 - x^2} :$$

Domain: _____

Range: _____

e. $y = -x^2 - 1$ and $y = \sqrt{-x^2 - 1}$



$$y = -x^2 - 1 :$$

Domain: _____

Range: _____

$$y = \sqrt{-x^2 - 1} :$$

Domain : _____

Range : _____

Example 4: Determine Domains and Ranges of $y = f(x)$ and $y = \sqrt{f(x)}$

For the functions in each pair :

- i) Determine the coordinates of the invariant points.
- ii) Sketch the graph of $y = f(x)$ using key points (invariant points, vertex, etc.) and use this graph to help you sketch the graph of $y = \sqrt{f(x)}$.
- iii) Determine the domains and ranges of the functions.

a. $y = 4x - 2$, $y = \sqrt{4x - 2}$ b. $y = 12 - 3x^2$, $y = \sqrt{12 - 3x^2}$ c. $y = 0.5x^2 - 5$, $y = \sqrt{0.5x^2 - 5}$

Solution:

a. $y = 4x - 2$ and $y = \sqrt{4x - 2}$

i) Invariant points:

ii) Sketches:

iii) Domains and Ranges:

Domain of $y = 4x - 2$: _____ Range of $y = 4x - 2$: _____

Domain of $y = \sqrt{4x - 2}$: _____ Range of $y = \sqrt{4x - 2}$: _____

b. $y = 12 - 3x^2$ and $y = \sqrt{12 - 3x^2}$

i) Invariant points:

ii) Sketches:

iii) Domain of $y = 12 - 3x^2$: _____ Range of $y = 12 - 3x^2$: _____

Domain of $y = \sqrt{12 - 3x^2}$: _____ Range of $y = \sqrt{12 - 3x^2}$: _____

c. $y = 0.5x^2 - 5$ and $y = \sqrt{0.5x^2 - 5}$

i) Invariant points:

ii) Sketches:

iii) Domain of $y = 0.5x^2 - 5$: _____ Range of $y = 0.5x^2 - 5$: _____

Domain of $y = \sqrt{0.5x^2 - 5}$: _____ Range of $y = \sqrt{0.5x^2 - 5}$: _____